



601F ALL FREEZER

Overall Size: H 73" W 36" D 24"

Minimum Height Required: 72 $\frac{3}{8}$ "

Door Swing Clearance: 36 $\frac{1}{6}$ "

Door Panel: H 58 $\frac{1}{6}$ " W 34 $\frac{1}{8}$ " (Framed)

Door Panel: H 59 $\frac{1}{4}$ " W 34 $\frac{1}{6}$ " (Overlay**)

Energy Usage: 876 kwh/\$76/annually*

STORAGE INFORMATION FREEZER

19.3 cu.ft. of Storage

3 Adjustable Wire Shelves

1 Stationary Glass Shelf

3 Drawers

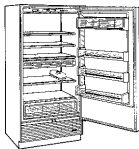
5 Adjustable Door Shelves

Ice Maker with Storage Drawer

CRATED WEIGHT

378 pounds (Framed/Overlay**)

406 pounds (Stainless Steel)



601R ALL REFRIGERATOR

Overall Size: H 73" W 36" D 24"

Minimum Height Required: 72 $\frac{3}{8}$ "

Door Swing Clearance: 36 $\frac{1}{8}$ "

Door Panel: H 58 $\frac{1}{8}$ " W 34 $\frac{1}{8}$ " (Framed)

Door Panel: H 59 $\frac{1}{4}$ " W 34 $\frac{3}{8}$ " (Overlay**)

Energy Usage: 668 kwh/\$58/annually*

STORAGE INFORMATION REFRIGERATOR

20 cu.ft. of Storage

4 Adjustable Glass Shelves

1 Stationary Glass Shelf

1 High Humidity Compartment with Dividers

1 Adjustable Utility Basket

3 Adjustable Door Shelves

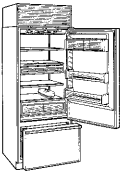
1 Adjustable Dairy Compartment

1 Egg Container

CRATED WEIGHT

391 pounds (Framed/Overlay**)

420 pounds (Stainless Steel)



611 REFRIGERATOR/FREEZER

Overall Size: H 84" W 30" D 24"

Minimum Height Required: 82 $\frac{1}{4}$ "

Door Swing Clearance: 30 $\frac{1}{8}$ "

Refrigerator Door: H 48 $\frac{1}{16}$ " W 28 $\frac{1}{8}$ " (Framed)

Freezer Drawer: H 18 $\frac{3}{8}$ " W 28 $\frac{1}{8}$ " (Framed)

Refrigerator Door: H 48 $\frac{3}{4}$ " W 28 $\frac{3}{16}$ " (Overlay**)

Freezer Drawer: H 18 $\frac{1}{16}$ " W 28 $\frac{3}{16}$ " (Overlay**)

Panel Grille: H 10 $\frac{1}{4}$ " W 28 $\frac{3}{16}$ " (Overlay**)

Energy Usage: 709 kwh/\$61/annually*

STORAGE INFORMATION REFRIGERATOR

12.7 cu.ft. of Storage

3 Adjustable Glass Shelves

1 Stationary Glass Shelf

1 High Humidity Compartment with Divider

1 Adjustable Utility Basket

2 Adjustable Door Shelves

1 Adjustable Dairy Compartment

1 Egg Container

FREEZER

5.1 cu.ft. of Storage

2 Tier Pull-out Drawer

Ice Maker

CRATED WEIGHT

430 pounds (Framed/Overlay**)

462 pounds (Stainless Steel)

632

REFRIGERATOR/FREEZER

Overall Size: H 84" W 48" D 24"

Minimum Height Required: 82 $\frac{7}{8}$ "

Door Swing Clearance: 29 $\frac{1}{4}$ "

Refrigerator Door: H 67 $\frac{1}{2}$ " W 27 $\frac{1}{2}$ " (Framed)

Freezer Door: H 67 $\frac{1}{2}$ " W 17 $\frac{1}{2}$ " (Framed)

Refrigerator Door: H 68" W 28" (Overlay**)

Freezer Door: H 68" W 18 $\frac{1}{4}$ " (Overlay**)

Panel Grille: H 10 $\frac{1}{4}$ " W 46 $\frac{3}{8}$ " (Overlay**)

Energy Usage: 920 kwh/\$81/annually*

STORAGE INFORMATION REFRIGERATOR

18.8 cu.ft. of Storage

4 Adjustable Glass Shelves

1 Stationary Glass Shelf

1 High Humidity Compartment with Dividers

2 Storage Drawers

1 Adjustable Utility Basket

3 Adjustable Door Shelves

1 Adjustable Dairy Compartment

1 Egg Container

FREEZER

11.3 cu.ft. of Storage

3 Adjustable Wire Shelves

1 Stationary Metal Shelf

3 Drawers

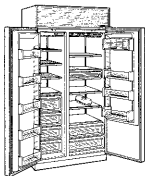
5 Adjustable Door Shelves

Ice Maker with Storage Drawer

CRATED WEIGHT

582 pounds (Framed/Overlay**)

630 pounds (Stainless Steel)



642

REFRIGERATOR/FREEZER

Overall Size: H 84" W 42" D 24"

Minimum Height Required: 82 ¹/₈"

Door Swing Clearance: 25 ¹/₈"

Refrigerator Door: H 67 ¹/₈" W 24" (Framed)

Freezer Door: H 67 ¹/₈" W 15 ¹/₈" (Framed)

Refrigerator Door: H 68" W 24 ¹/₈" (Overlay)

Freezer Door: H 68" W 15 ¹/₈" (Overlay**)

Panel Grille: H 10 ¹/₈" W 40 ¹/₈" (Overlay**)

Energy Usage: 858 kwh/\$75/annually*

STORAGE INFORMATION REFRIGERATOR

16 cu.ft. of Storage

4 Adjustable Glass Shelves

1 Stationary Glass Shelf

1 High Humidity Compartment

1 Storage Drawer

1 Adjustable Utility Basket

3 Adjustable Door Shelves

1 Adjustable Dairy Compartment

1 Egg Container

FREEZER

9.5 cu.ft. of Storage

3 Adjustable Wire Shelves

1 Stationary Metal Shelf

3 Drawers

5 Adjustable Door Shelves

Ice Maker with Storage Drawer

CRATED WEIGHT

541 pounds (Framed/Overlay**)

582 pounds (Stainless Steel)



650 REFRIGERATOR/FREEZER

Overall Size: H 84" W 36" D 24"

Minimum Height Required: 82 $\frac{1}{8}$ "

Door Swing Clearance: 36 $\frac{1}{8}$ "

Refrigerator Door: H 48 $\frac{1}{8}$ " W 34 $\frac{1}{8}$ " (Framed)

Freezer Drawer: H 18 $\frac{3}{8}$ " W 34 $\frac{1}{8}$ " (Framed)

Refrigerator Door: H 48 $\frac{3}{4}$ " W 34 $\frac{1}{8}$ " (Overlay**)

Freezer Drawer: H 18 $\frac{1}{2}$ " W 34 $\frac{1}{8}$ " (Overlay**)

Panel Grille: H 10 $\frac{1}{2}$ " W 34 $\frac{1}{8}$ " (Overlay**)

Energy Usage: 789 kwh/\$68/annually*

STORAGE INFORMATION REFRIGERATOR

15.7 cu.ft. of Storage

3 Adjustable Glass Shelves

1 Stationary Glass Shelf

1 High Humidity Compartment with Dividers

1 Adjustable Utility Basket

2 Adjustable Door Shelves

1 Adjustable Dairy Compartment

1 Egg Container

FREEZER

6.3 cu.ft. of Storage

2 Tier Pull-out Drawer

Ice Maker

CRATED WEIGHT

482 pounds (Framed/Overlay**)

515 pounds (Stainless Steel)

680

REFRIGERATOR/FREEZER WITH ICE AND WATER DISPENSER

Overall Size: H 84" W 42" D 24"

Minimum Height Required: 82 $\frac{7}{8}$ "

Door Swing Clearance: 25 $\frac{5}{8}$ "

Refrigerator Door: H 67 $\frac{1}{16}$ " W 16 $\frac{7}{8}$ " (Framed)

Freezer Door: H 67 $\frac{1}{16}$ " W 12 $\frac{1}{16}$ " (Framed)

Energy Usage: 1,015 kwh/\$88/annually*

STORAGE INFORMATION REFRIGERATOR

15.2 cu.ft. of Storage

4 Adjustable Glass Shelves

1 Stationary Glass Shelf

1 High Humidity Compartment

1 Storage Drawer

1 Adjustable Utility Basket

3 Adjustable Door Shelves

1 Adjustable Dairy Compartment

1 Egg Container

FREEZER

9.5 cu.ft. of Storage

2 Adjustable Wire Shelves

2 Removable Plastic Shelves

3 Drawers

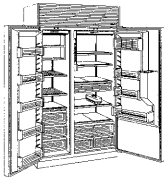
5 Adjustable Door Shelves

Ice Maker with Storage Bin

CRATED WEIGHT

569 pounds (Framed)

608 pounds (Stainless Steel)



690 REFRIGERATOR/FREEZER WITH ICE AND WATER DISPENSER

Overall Size: H 84" W 48" D 24"

Minimum Height Required: 82 $\frac{3}{8}$ "

Door Swing Clearance: 29 $\frac{1}{4}$ "

Refrigerator Door: H 67 $\frac{1}{6}$ " W 20 $\frac{5}{6}$ "

Freezer Door: H 67 $\frac{1}{6}$ " W 15 $\frac{1}{8}$ "

Energy Usage: 1111 kwh/\$96/annually*

STORAGE INFORMATION REFRIGERATOR

18.2 cu.ft. of Storage

4 Adjustable Glass Shelves

1 Stationary Glass Shelf

1 High Humidity Compartment with Dividers

2 Storage Drawers

1 Adjustable Utility Basket

3 Adjustable Door Shelves

1 Adjustable Dairy Compartment

1 Egg Container

FREEZER

11.2 cu.ft. of Storage

2 Adjustable Wire Shelves

2 Removable Plastic Shelves

3 Drawers

5 Adjustable Door Shelves

Ice Maker with Storage Bin

CRATED WEIGHT

610 pounds (Framed)

656 pounds (Stainless Steel)